

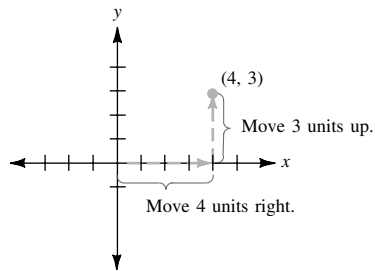
3.2

Marking a Point in the Coordinate Plane

• Example 1

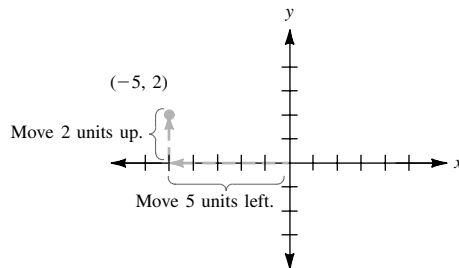
(a) Graph the point corresponding to the ordered pair $(4, 3)$.

Move 4 units to the right on the x -axis. Then move 3 units up from the point you stopped at on the x -axis. This locates the point corresponding to $(4, 3)$.



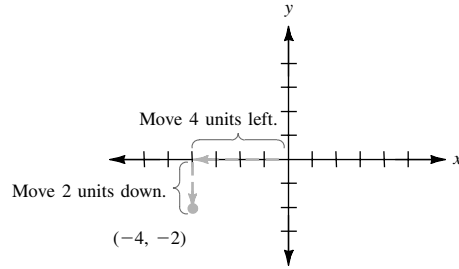
(b) Graph the point corresponding to the ordered pair $(-5, 2)$.

In this case move 5 units *left* (because the x -coordinate is negative) and then 2 units *up*.



(c) Graph the point corresponding to $(-4, -2)$.

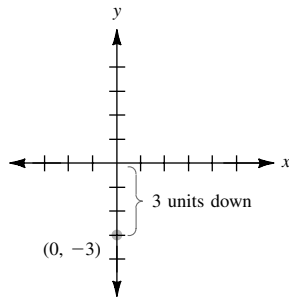
Here move 4 units *left* and then 2 units *down* (the y -coordinate is negative).



Any point on an axis will have 0 for one of its coordinates.

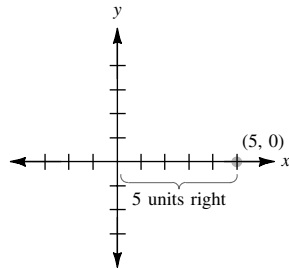
(d) Graph the point corresponding to $(0, -3)$.

There is *no* horizontal movement because the x -coordinate is 0. Move 3 units *down*.



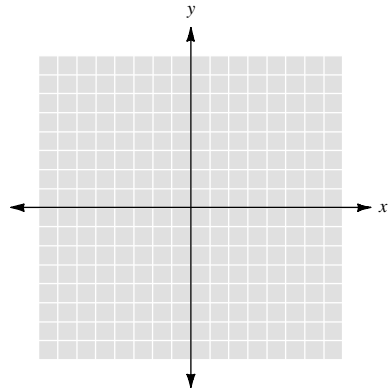
(e) Graph the point corresponding to $(5, 0)$.

Move 5 units *right*. The desired point is on the x -axis because the y -coordinate is 0.



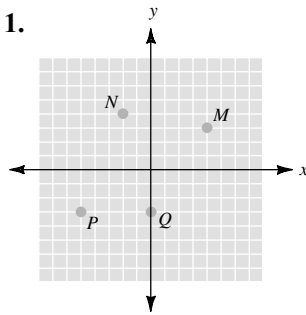
● ● ● CHECK YOURSELF 1

Graph the points $M = (4, 3)$, $N = (-2, 4)$, $P = (-5, -3)$, and $Q = (0, -3)$.



● ● ● CHECK YOURSELF ANSWER

1.



3.2 Exercises

Name _____

Section _____

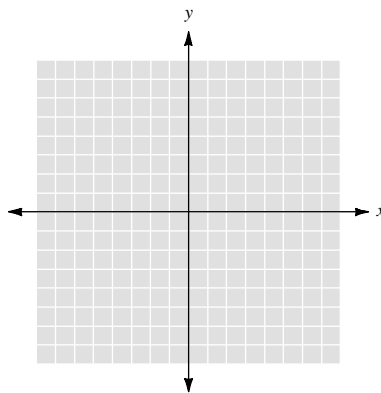
Date _____

ANSWERS

1. _____
2. _____
3. _____
4. _____
5. _____
6. _____
7. _____
8. _____
9. _____
10. _____
11. _____
12. _____

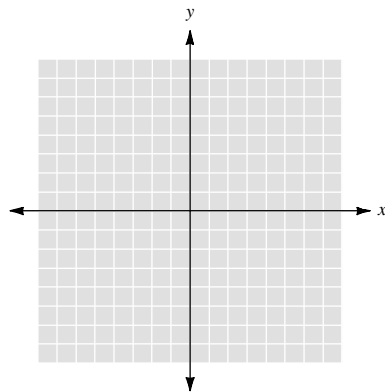
Plot the following points on the graph below.

- | | |
|-------------------|-------------------|
| 1. $M = (5, 3)$ | 2. $N = (0, -3)$ |
| 3. $P = (-2, 6)$ | 4. $Q = (5, 0)$ |
| 5. $R = (-4, -6)$ | 6. $S = (-3, -4)$ |

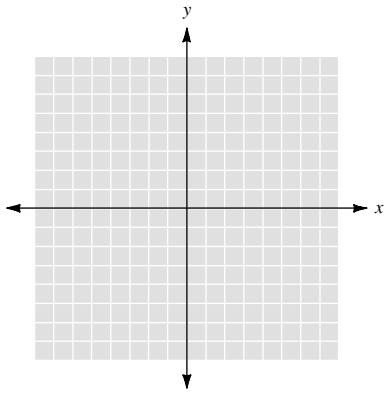


Plot the following points on the graph below.

- | | |
|-------------------|-------------------|
| 7. $F = (-3, -1)$ | 8. $G = (4, 3)$ |
| 9. $H = (5, -2)$ | 10. $I = (-3, 0)$ |
| 11. $J = (-5, 3)$ | 12. $K = (0, 6)$ |



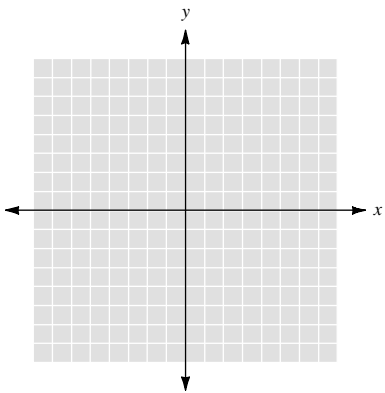
Plot the following points on the graph below.



- 13. $P = (6, 0)$
- 14. $Q = (5, 4)$
- 15. $T = (-2, 4)$
- 16. $U = (4, -2)$

- 13. _____
- 14. _____
- 15. _____
- 16. _____
- 17. _____
- 18. _____
- 19. _____

Plot the following points on the graph below.



- 17. $S = (1, -2)$
- 18. $T = (0, 3)$
- 19. $U = (-2, -3)$