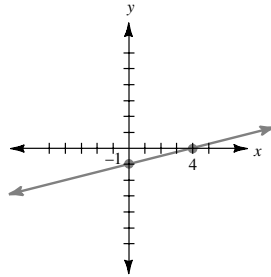


Graphing a Line Given the x - and y -Intercepts

• **Example 1**

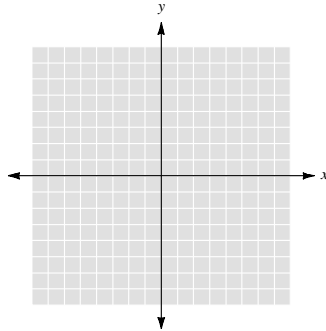
Graph the line that intercepts the y -axis at -1 and the x -axis at 4 .

We know two distinct points on the line are $(0, -1)$ and $(4, 0)$. Thus we draw the line through these points.

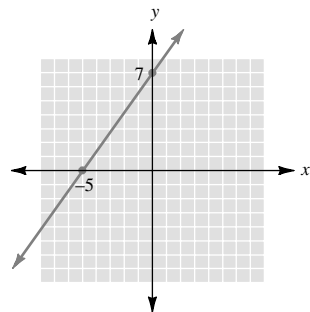


• • • **CHECK YOURSELF 1**

Graph the line that intercepts the y -axis at 7 and the x -axis at -5 .



• • • **CHECK YOURSELF ANSWER**



3.6 Exercises

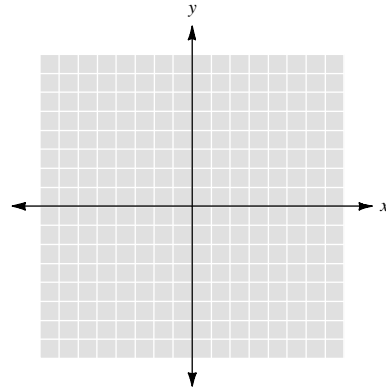
Name _____

Section _____

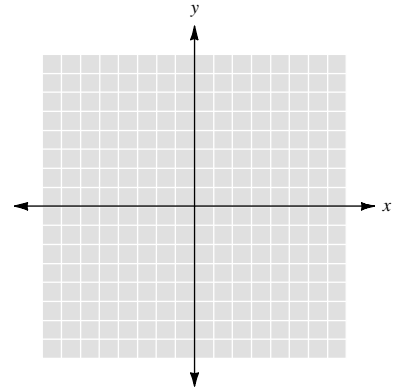
Date _____

Graph the line through the given intercepts.

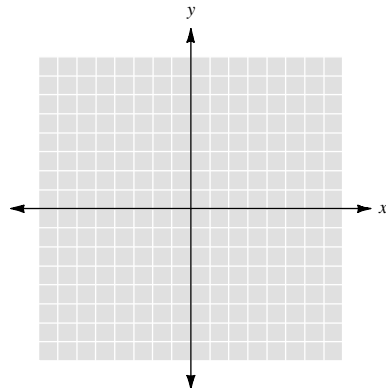
1. y -intercept at -5 , x -intercept at 10 .



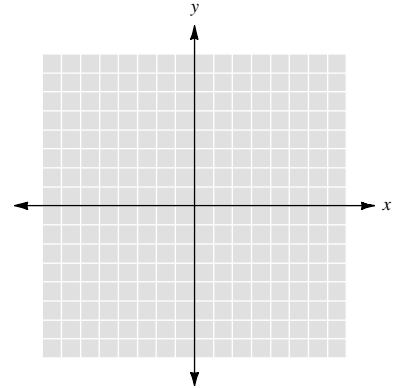
2. y -intercept at 7 , x -intercept at -4 .



3. y -intercept at 2 , x -intercept at -1 .



4. y -intercept at -3 , x -intercept at -3 .



5. y -intercept at 5 , x -intercept at -5 .

