

# Graphing a Line Given the Equation in Slope-Intercept Form

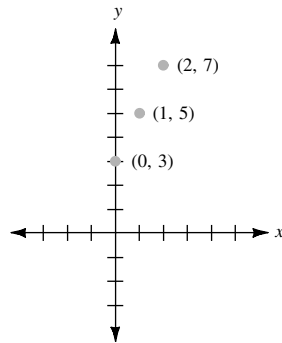
## • Example 1

Graph  $y = 2x + 3$ .

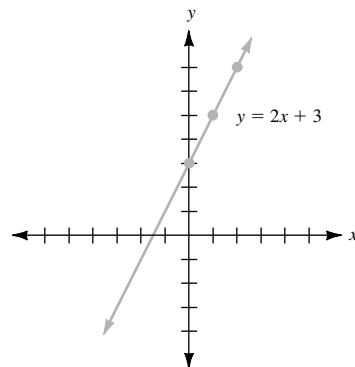
**Step 1** Some solutions are

$x$	$y$
0	3
1	5
2	7

**Step 2** Graph the points corresponding to these values.

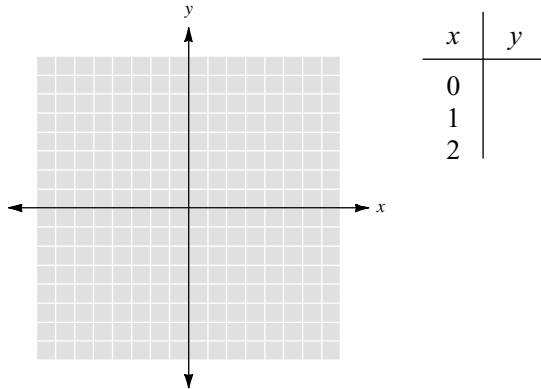


**Step 3** Draw a line through the points.



● ● ● CHECK YOURSELF 1

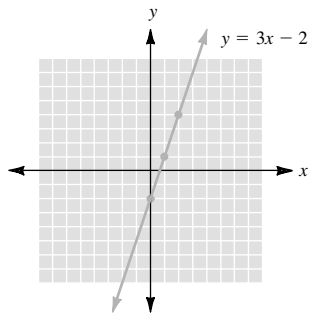
Graph the equation  $y = 3x - 2$  after completing the table of values.



● ● ● CHECK YOURSELF ANSWER

1.

x	y
0	-2
1	1
2	4



# 3.7 Exercises

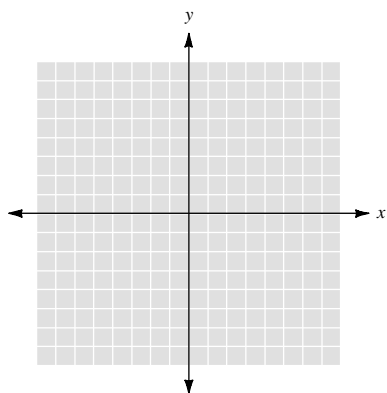
Name \_\_\_\_\_

Section \_\_\_\_\_

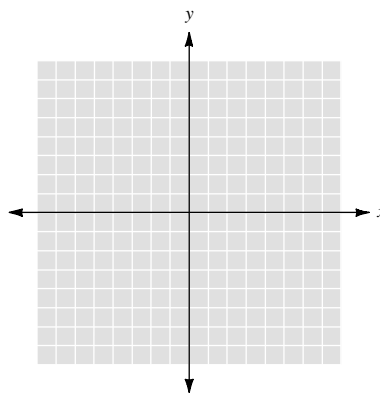
Date \_\_\_\_\_

Graph each of the following equations.

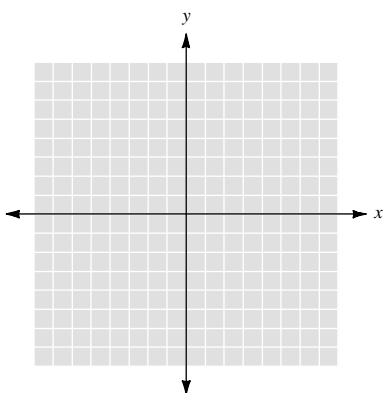
1.  $y = 2x - 1$



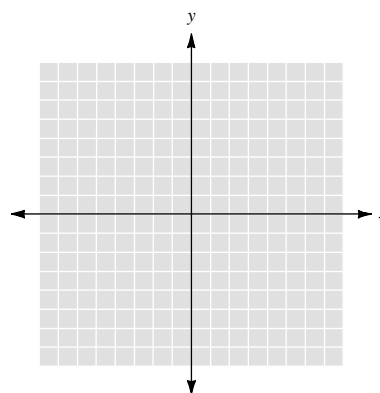
2.  $y = 4x + 3$



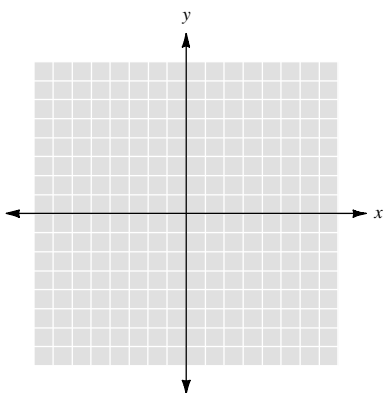
3.  $y = -3x + 1$



4.  $y = -3x - 3$



5.  $y = 3x + 2$



6.  $y = 2x - 3$

