

Graphing a Vertical or Horizontal Line

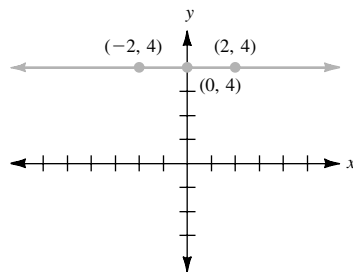
• Example 1

Graph $y = 4$.

Since $y = 4$ is equivalent to $0 \cdot x + y = 4$, any value for x paired with 4 for y will form a solution. A table of values might be

x	y
-2	4
0	4
2	4

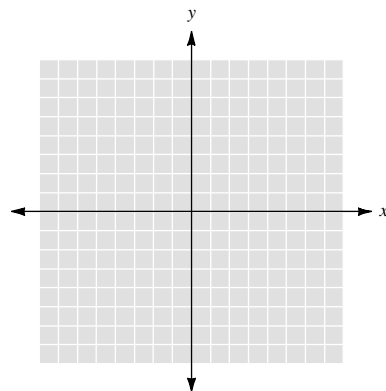
Here is the graph.



The graph is a horizontal line that crosses the y -axis at $(0, 4)$.

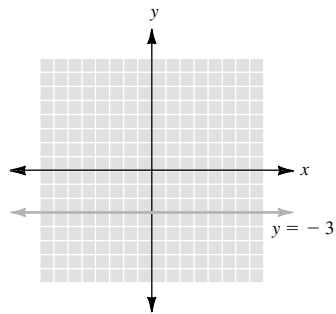
• • • CHECK YOURSELF 1

Graph the equation $y = -3$.



● ● ● CHECK YOURSELF ANSWER

1.



3.10 Exercises

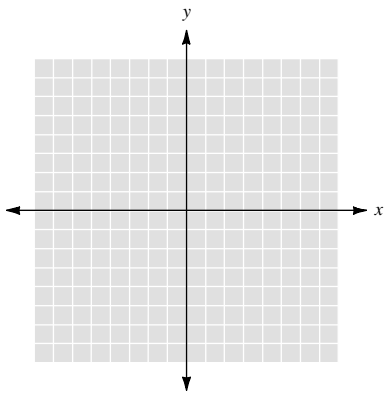
Name _____

Section _____

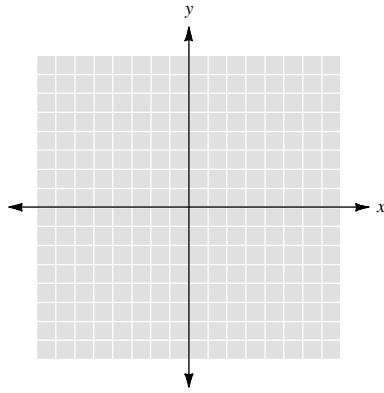
Date _____

Graph each of the following equations.

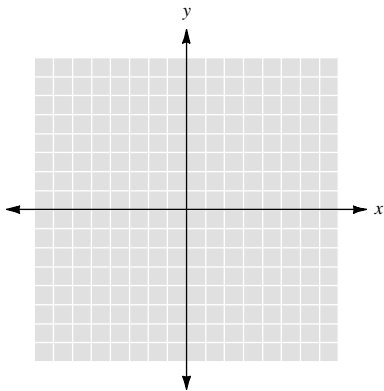
1. $x = 5$



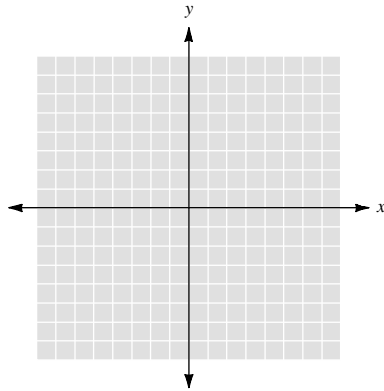
2. $y = -3$



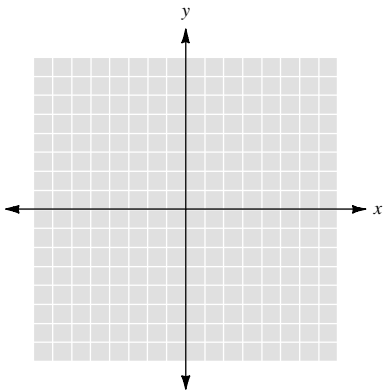
3. $y = 1$



4. $x = -2$



5. $x = 3$



6. $y = -2$

