

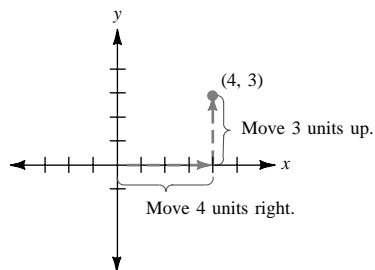
5.14

Plotting a Point in the Coordinate Plane

• Example 1

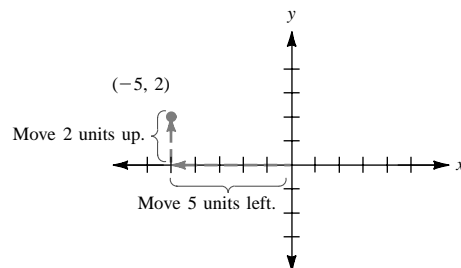
(a) Graph the point corresponding to the ordered pair $(4, 3)$.

Move 4 units to the right on the x -axis. Then move 3 units up from the point you stopped at on the x -axis. This locates the point corresponding to $(4, 3)$.



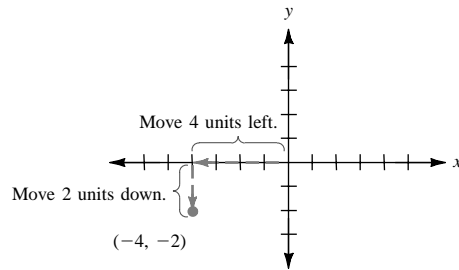
(b) Graph the point corresponding to the ordered pair $(-5, 2)$.

In this case move 5 units *left* (because the x -coordinate is negative) and then 2 units *up*.



(c) Graph the point corresponding to $(-4, -2)$.

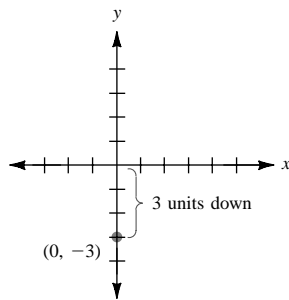
Here move 4 units *left* and then 2 units *down* (the y -coordinate is negative).



Any point on an axis will have 0 for one of its coordinates.

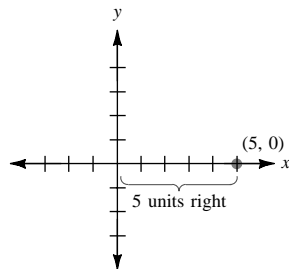
(d) Graph the point corresponding to $(0, -3)$.

There is *no* horizontal movement because the x -coordinate is 0. Move 3 units *down*.



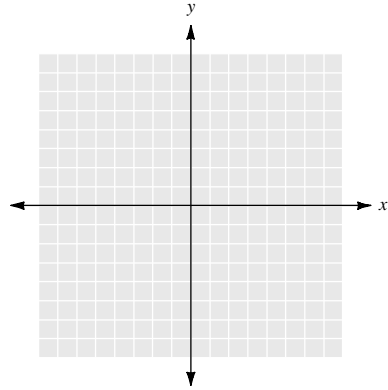
(e) Graph the point corresponding to $(5, 0)$.

Move 5 units *right*. The desired point is on the x -axis because the y -coordinate is 0.



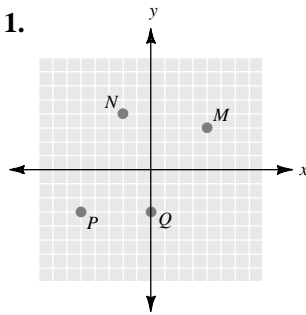
● ● ● CHECK YOURSELF 1

Graph the points $M = (4, 3)$, $N = (-2, 4)$, $P = (-5, -3)$, and $Q = (0, -3)$.



● ● ● CHECK YOURSELF ANSWER

1.



5.14 Exercises

Name _____

Section _____

Date _____

Plot the following points on the graph below.

1. $M = (5, 3)$

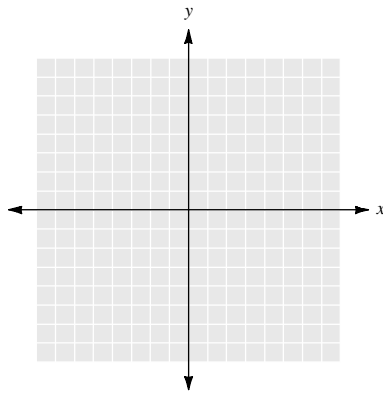
2. $N = (0, -3)$

3. $P = (-2, 6)$

4. $Q = (5, 0)$

5. $R = (-4, -6)$

6. $S = (-3, -4)$



Plot the following points on the graph below.

7. $F = (-3, -1)$

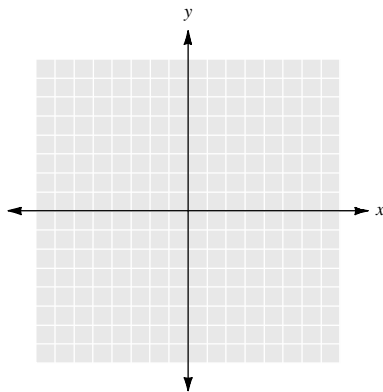
8. $G = (4, 3)$

9. $H = (5, -2)$

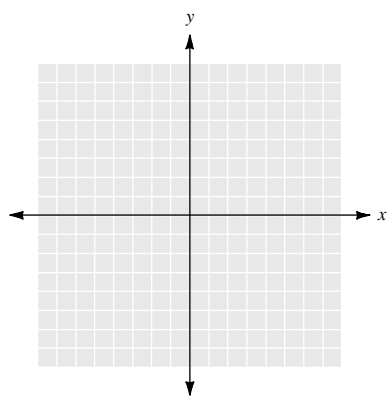
10. $I = (-3, 0)$

11. $J = (-5, 3)$

12. $K = (0, 6)$

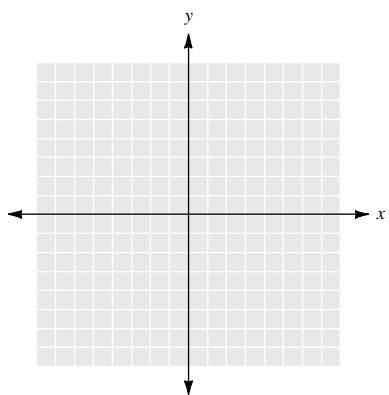


Plot the following points on the graph below.



- 13. $P = (6, 0)$
- 14. $Q = (5, 4)$
- 15. $T = (-2, 4)$
- 16. $U = (4, -2)$

Plot the following points on the graph below.



- 17. $S = (1, -2)$
- 18. $T = (0, 3)$
- 19. $U = (-2, -3)$